

# MITSUOKA LX460

## General Specification

Model:	CBA-URJ202W
Dimension:	4950 × 1980 × 1880mm
Wheelbase:	2850mm
Tread front/rear:	1640/1635mm
Dimension(Interior):	1945 × 1615 × 1200mm
Weight:	2430kg
Body Type:	SUV/4WD
Doors:	5
Riding Capacity:	5/8



## Specifications

### Engine/Fuel

Engine Model	1UR-FE	Cylinders Config	V Engine 8 Moteur
Maximum Power	318ps(234kW)/5600rpm	Maximum Torque	46.9kg • m(460N • m)/3400rpm
Displacement	4608cc	Bore × Stroke	94.0mm × 83.0mm
Compression Ratio	10.2	Charger	DOHC
Fuel Supply Equipment	-	Fuel Tank Equipment	93L

Fuel Type Gasoline

### Suspension

Steering System	Power assisted rack & pinion	Minimum Turning Radius	5.9m
Suspension System(front)	Double Wishbone type independent suspension	Suspension System(rear)	Trailing link axle system
Breaking System(front)	Ventilated Disc	Breaking System(rear)	Disc
Tires Size(front)	285/60R18	Tires Size(rear)	285/60R18

### Drivetrain

Driving Wheel	AWD	Gear_ratio	1st Gear	3.333
Transmission	6AT		2nd Gear	1.960
LSD	-		3rd Gear	1.353
			4th Gear	1.000
			5th Gear	0.728
			6th Gear	0.588
			Reverse	3.061
		Final Drive Gear Ratio		4.3

#### HEAD OFFICE:

**ABLE AUTOMOBILE SDN BHD**  
 LOT 101, BLOCK KCLD, BATU 2 1/2, JALAN ROCK,  
 93200 KUCHING, SARAWAK, MALAYSIA

Tel : +60-82-257002  
 Fax : +60-82-237510  
 email: mitsuoka\_sales@ableauto.com.my

#### OUTLET:

**AUTO ARCADE SDN BHD**  
 LOT 67, NO 7 JALAN KILANG 51/205,  
 46050 PETALING JAYA, MALAYSIA

Tel: +603-7450 5888

#### OUTLET:

**THE RIA SHOWROOMS**  
 LOT 210, JALAN LINTAS TAMAN RIA  
 88400 KOTA KINABALU  
 SABAH

Tel: +6088-381-118



# MITSUOKA

## LX460 V8 D-VVTi


*"Drive Kingly"*

## Luxury & Comfort

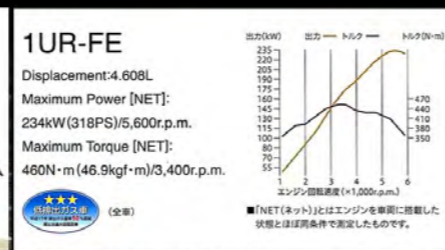
Lumbar Support – Driver's Seat  
Tilt & Telescopic Steering Wheel  
Smart Entry & Smart Engine Start System (Smart Key)  
Multi Function Steering Wheel & Shift Knob  
Anti Theft System (Engine Immobilizer System, Auto Alarm, Brake in Sensor, Inclination Sensor)



Leather Seat  
Raindrop Sensing Automatic Wiper  
8 ways Adjustable Seat (Front Seat RHS & LHS)  
Electric Retractable Door Mirror with Side Turn Lamp  
Individual (Front, Rear, RHS, LHS) Control Air Conditioner  
Wooden Type Panel (Instrument Panel, Center Console, Door Trim)



Flexible Space




Crawl Control  
Cruise Control  
Active Traction Control  
Hill Start Assist Control  
Clearance Sonar & Back Sonar  
VGRS (Variable Gear Ratio Steering)  
KDSS (Kinetic Dynamic Suspension System)  
Multi Terrain Select (Rock / Rock & Dirt / Mogul / Loose Rock / Mud & Sand)  
Tools (Jack, Jack Handle, pliers, spanner, Hub Nut Wrench, Driver, Plug Wrench etc.)  
Multi Terrain ABS & Brake Assist with VSC (Vehicle Stability Control) & EBD (Electronic Brake-force Distribution)

## Comfortable interior (Optional-Rear Monitors)



## Safe Driving



SRS Knee Airbag (Front seat)  
Dual Stage SRS Airbag (Front seat)  
SRS Side Airbag (Front seat & Second row seat)  
SRS Curtain Shield Airbag (Front seat, Second row seat, Third row seat)



Front Fog Lamp  
LED Positioning Lamp  
Halogen Head Lamp (Projector Type)

